




DRIVERS
KNOW.

SP492

New off road drive type





SP492 – NEW OFF ROAD DRIVE TYRE

The new SP492 off road drive tyre is specifically designed to meet toughest off-road service conditions. It provides excellent traction combined to optimum damage resistance. Through the use of latest technology tread compound and deep profile depth, SP492 also provides excellent mileage performance. The new SP492 thus combines optimum efficiency and performance characteristics for fleets operating in off-road service conditions.

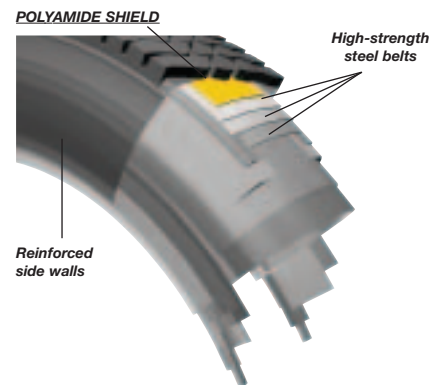
SP492 is specifically designed for usage in the most severe conditions (e.g. mine service, aggressive surfaces with stones, sharp rocks, mud).

The combination of high mileage, even wear, excellent traction and damage resistance

makes it an ideal fitment for drive axles of vehicles used in adverse conditions.

Developed using the latest technologies in view of compounds and carcass geometry, the SP492 also provides an optimum durability and consequently retreadability.

The SP492 features the unique TPL (Top Polyamide Layer) technology, a corrosion resistant polyamide barrier, which protects the high strength steel belts from penetration damage. In addition, the polyamide material prevents moisture from entering the carcass. Combined with the other protective features of the SP492, the TPL technology significantly improves damage resistance and durability as well as retreadability, providing additional value to the customer.



FEATURES	BENEFITS
TPL technology (Top Polyamide Layer)	Excellent durability and retreadability
Massive block geometry	Optimum traction combined to excellent damage resistance
Deep and large shoulder grooves	Optimum traction, minimised stone holding and good self cleaning
Reinforced sidewall, new tread compound	High lateral impact resistance, excellent cut & tear resistance

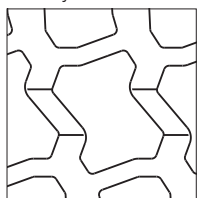


Size line up and technical details:

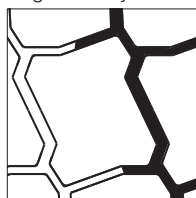
SIZE	Load/Speed Index	Max. Axle Load Single (kg)	Max. Axle Load Dual (kg)	Max. Inflation (bar)	Max. Outside Diameter (mm)	Max. Section Width (mm)	Static Loaded Radius (mm)	Rolling Circumf. (mm)	Min. Dual Spacing (mm)	Rec. Rim Width
13R22.5	156/150G 154/150K	8000	13400	8.75	1146	326	521	3430	351	9.0"
12.00R20TT	154/150K	7500	13400	8.5	1146	319	515	3420	360	8.5"

Regrooving information:

New tyre tread



Regrooved tyre



Regrooving information:

Regrooving depth 3 mm

Regrooving width 10 mm

Regrooving must be done by professionals.

Non-professional regrooving damages tyres

and causes premature tyre removal.

Geproduceerd door Dunlop Europa
001/0405/BEL-NL



**DRIVERS
KNOW.**